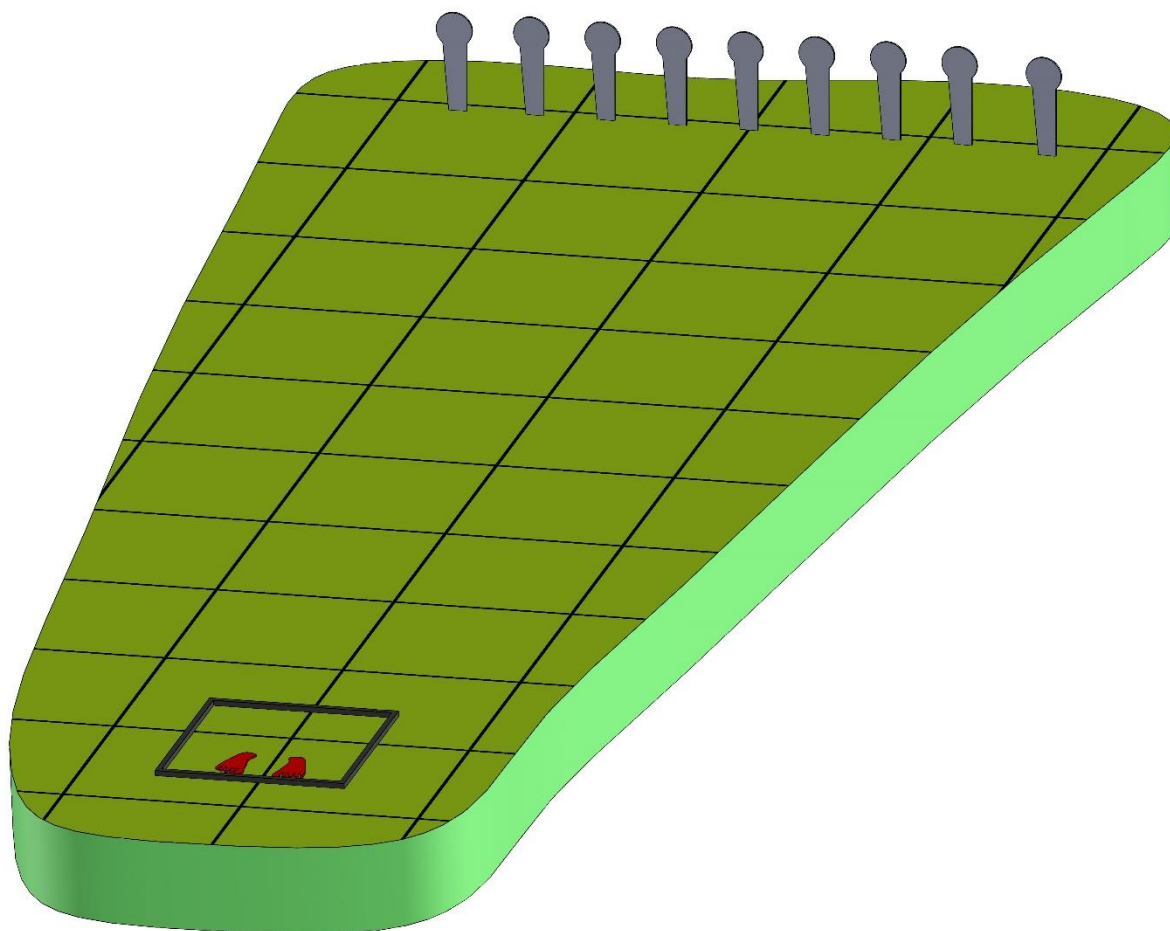


# 1

## Stage Information Sheet Zakończenie sezonu Grand Prix Level II 14-15.10.2016

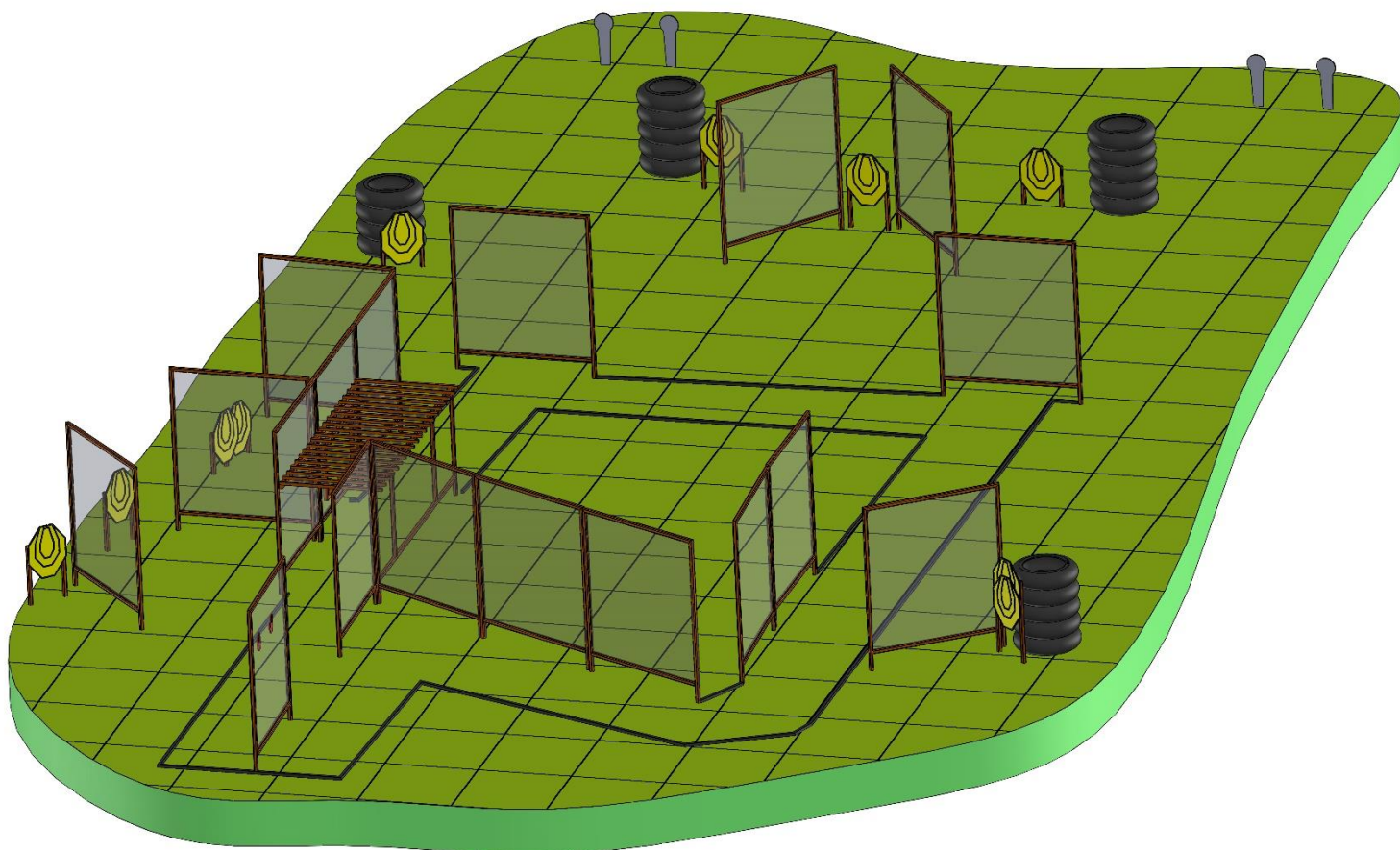


Stage Number:	1
Type :	Short course
Targets (type & number):	9 IPSC Mini Poppers
Rounds to be scored:	9
Start Position:	Standing, top of shoes touching markers
Gun Condition:	Loaded and holstered
Time Starts:	Audible signal
Procedure:	At the start signal engage targets from within the designated area. Between first and last shot make mandatory reload.

The scoring process will begin while a competitor is actually completing a course of fire, so every competitor could mention his delegate who will be entitled to accompany the official responsible for scoring in order to verify the scoring.

# 2

## Stage Information Sheet Zakończenie sezonu Grand Prix Level II 14-15.10.2016

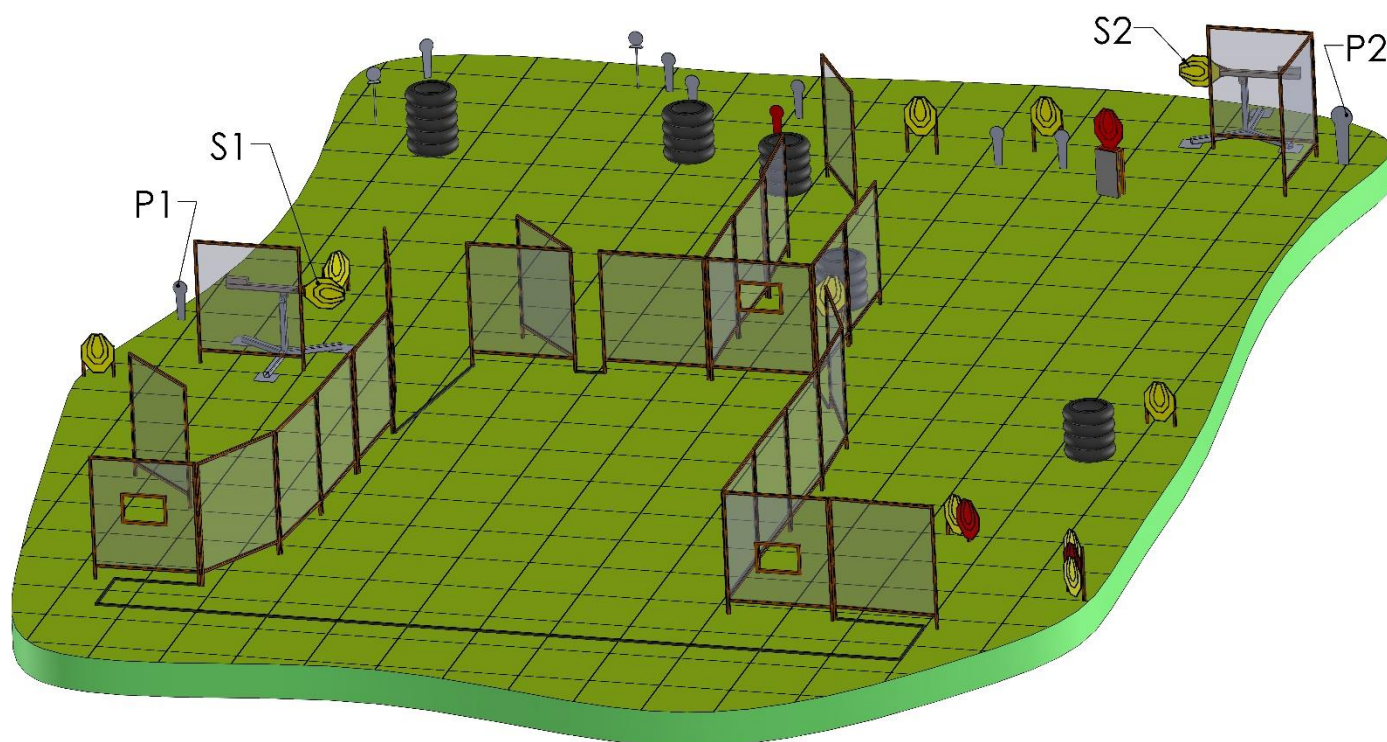


Stage Number:	2
Type :	Medium course
Targets (type & number):	10 IPSC targets, 4 IPSC Mini Poppers
Rounds to be scored:	24
Start Position:	Standing, hands touching markers
Gun Condition:	Loaded and holstered
Time Starts:	Audible signal
Procedure:	At the start signal engage targets from within the designated area.

The scoring process will begin while a competitor is actually completing a course of fire, so every competitor could mention his delegate who will be entitled to accompany the official responsible for scoring in order to verify the scoring.

# 3

## Stage Information Sheet Zakończenie sezonu Grand Prix Level II 14-15.10.2016

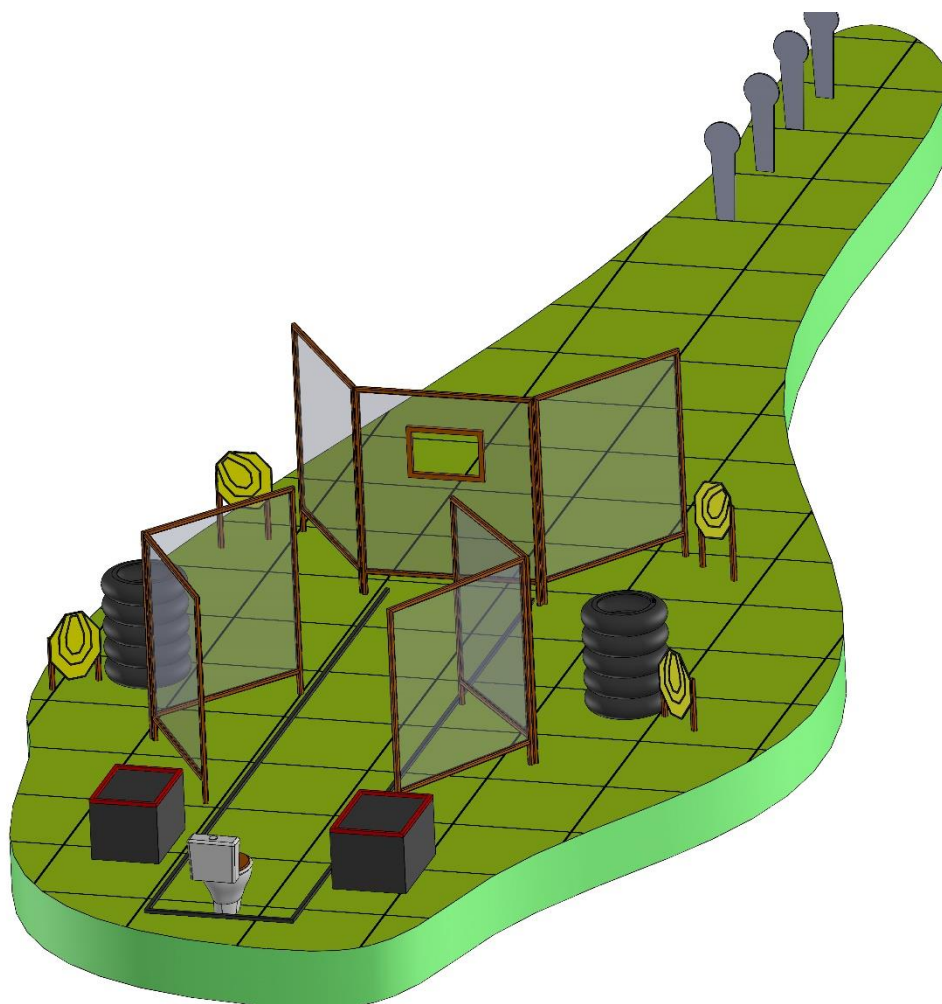


Stage Number:	3
Type :	Long course
Targets (type & number):	11 IPSC targets, 8 IPSC Mini Poppers, 2 IPSC plates, 4 No-Shoots
Rounds to be scored:	32
Start Position:	Standing, facing downrange anywhere in designated area
Gun Condition:	Loaded and holstered
Time Starts:	Audible signal
Procedure:	At the start signal engage targets from within the designated area. Popper P1 activate swinging target S1, popper P2 activate swinging target S2. S1 and S2 stays visible at rest.

The scoring process will begin while a competitor is actually completing a course of fire, so every competitor could mention his delegate who will be entitled to accompany the official responsible for scoring in order to verify the scoring.

# 4

## Stage Information Sheet Zakończenie sezonu Grand Prix Level II 14-15.10.2016



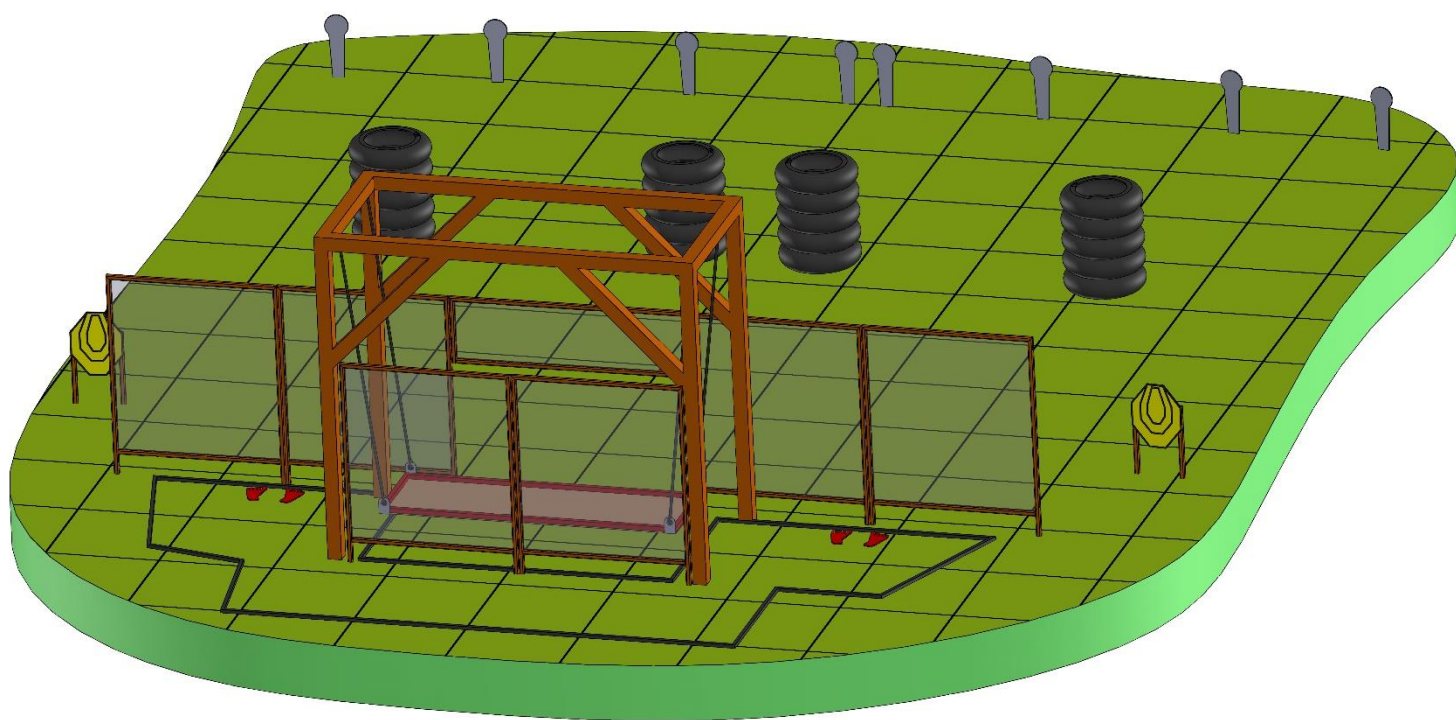
Stage Number:	4
Type :	Short course
Targets (type & number):	4 IPSC targets, 4 IPSC Poppers
Rounds to be scored:	12
Start Position:	Sitting on the toilet
Gun Condition:	Unloaded, Gun lying flat on the table, all needed magazines lying flat on the opposite table
Time Starts:	Audible signal
Procedure:	At the start signal engage targets from within the designated area.

The scoring process will begin while a competitor is actually completing a course of fire, so every competitor could mention his delegate who will be entitled to accompany the official responsible for scoring in order to verify the scoring.



# 5

## Stage Information Sheet Zakończenie sezonu Grand Prix Level II 14-15.10.2016



Stage Number:	5
Type :	Short course
Targets (type & number):	2 IPSC targets, 8 IPSC Mini Poppers
Rounds to be scored:	12
Start Position:	Standing, top of shoes touching markers
Gun Condition:	Loaded and holstered
Time Starts:	Audible signal
Procedure:	At the start signal engage targets from within the designated area.

The scoring process will begin while a competitor is actually completing a course of fire, so every competitor could mention his delegate who will be entitled to accompany the official responsible for scoring in order to verify the scoring.

# 6

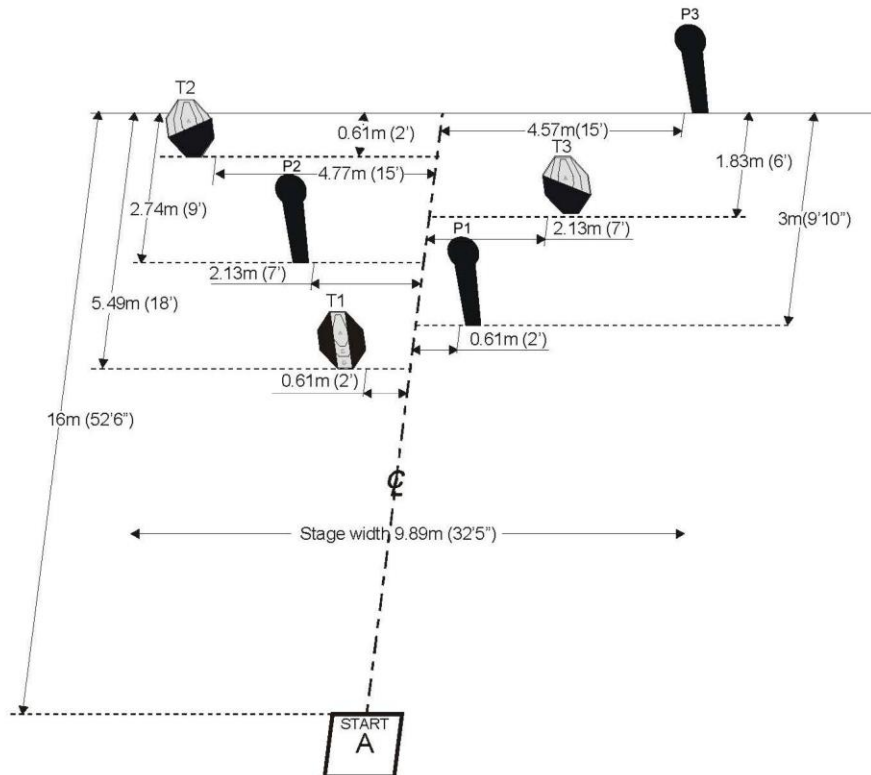
## Stage Information Sheet

### Zakończenie sezonu Grand Prix

### Level II 14-15.10.2016

IPSC Classifier

Stage: CLC-25



Type of Course:	Medium Course
Targets (type & number):	3 IPSC Targets, 3 IPSC Popper
No. of rounds to be scored:	21
Maximum points:	105
Start position:	Standing crouched in area 'A', facing downrange with toes of both feet against front line of area 'A', hands on knees.
Handgun ready condition:	Handgun loaded and holstered.
Procedure:	After the audible start signal engage targets T1, T2 and T3 with 2 rounds each, make a mandatory reload and engage targets T1, T2 and T3, with two rounds each, again. Perform another mandatory reload and engage targets T1, T2 and T3, with two rounds each, again. Make another mandatory reload and engage P1, P2 and P3 strong hand only.
Setup Notes:	Set IPSC Targets to 1.52m (5') to the top of the targets. Area 'A' is 0.92m (3') by 0.92m (3'). Hard cover on IPSC Targets T2 and T3, as shown, diagonal from lower notch across the center of 'A'-zone to upper point of angle cut. Hard cover on IPSC Target T1 is even with the edges of 'A'-zone.

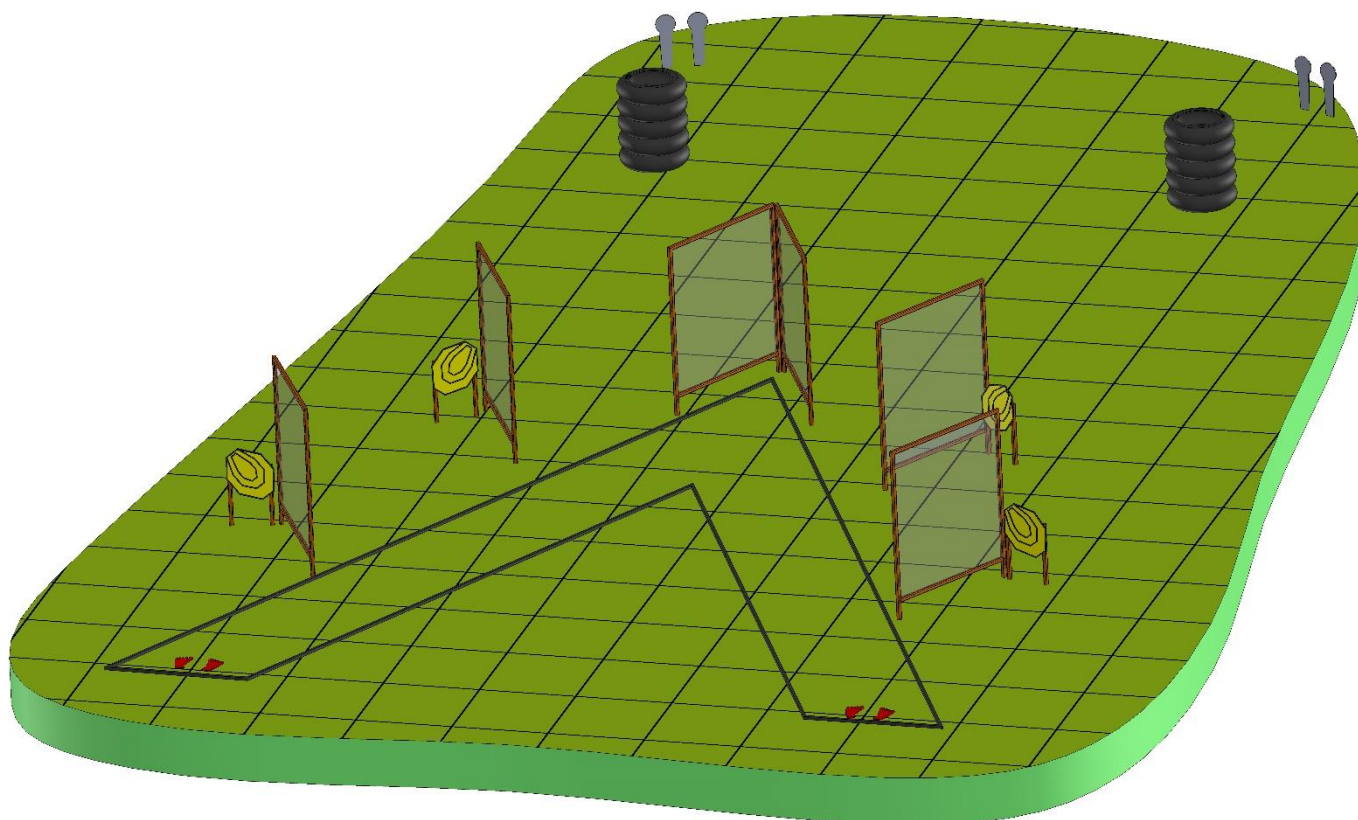
The scoring process will begin while a competitor is actually completing a course of fire, so every competitor could mention his delegate who will be entitled to accompany the official responsible for scoring in order to verify the scoring.

# 7

## Stage Information Sheet

### Zakończenie sezonu Grand Prix

#### Level II 14-15.10.2016

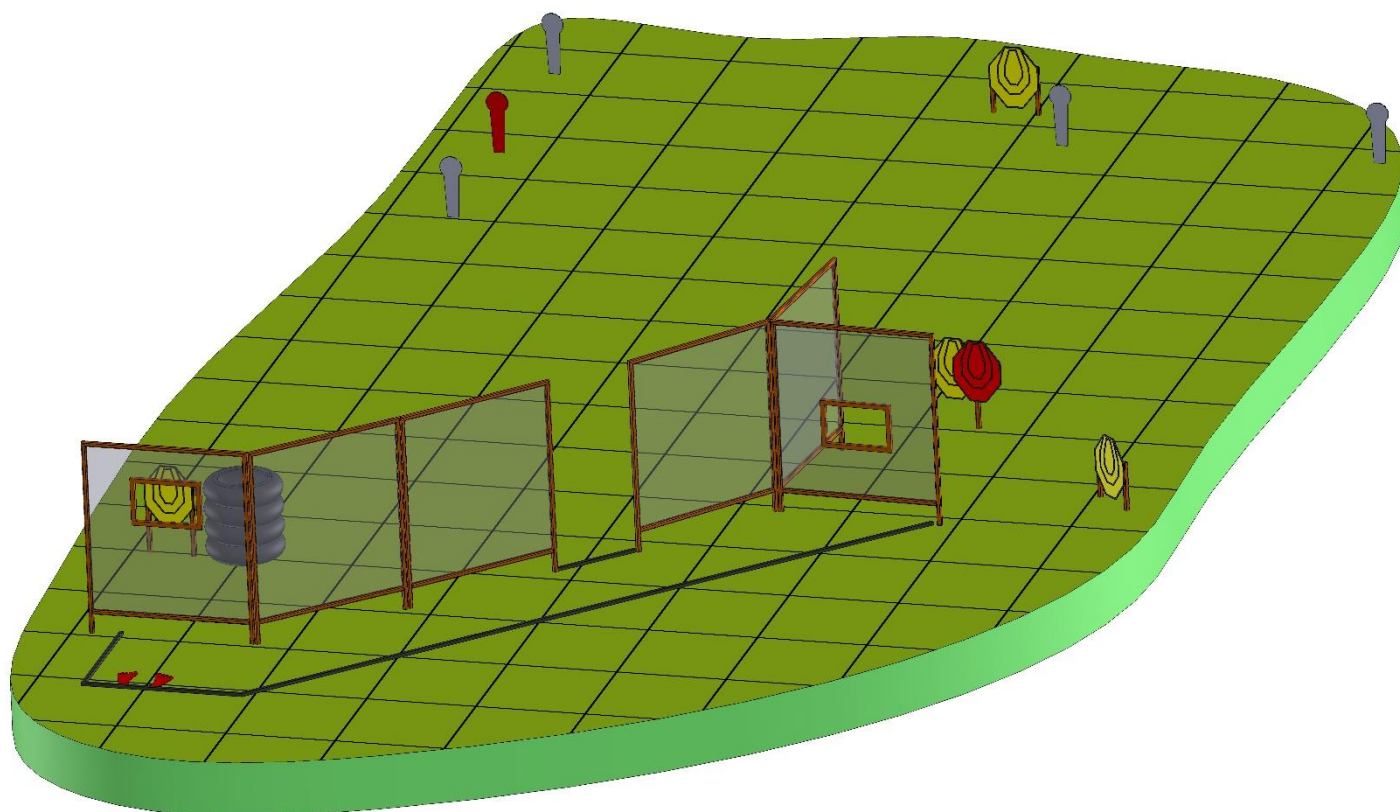


Stage Number:	7
Type :	Short course
Targets (type & number):	4 IPSC targets, 4 IPSC Mini Poppers
Rounds to be scored:	12
Start Position:	Standing, heels touching markers
Gun Condition:	Loaded and holstered
Time Starts:	Audible signal
Procedure:	At the start signal engage targets from within the designated area.

The scoring process will begin while a competitor is actually completing a course of fire, so every competitor could mention his delegate who will be entitled to accompany the official responsible for scoring in order to verify the scoring.

# 8

## Stage Information Sheet Zakończenie sezonu Grand Prix Level II 14-15.10.2016



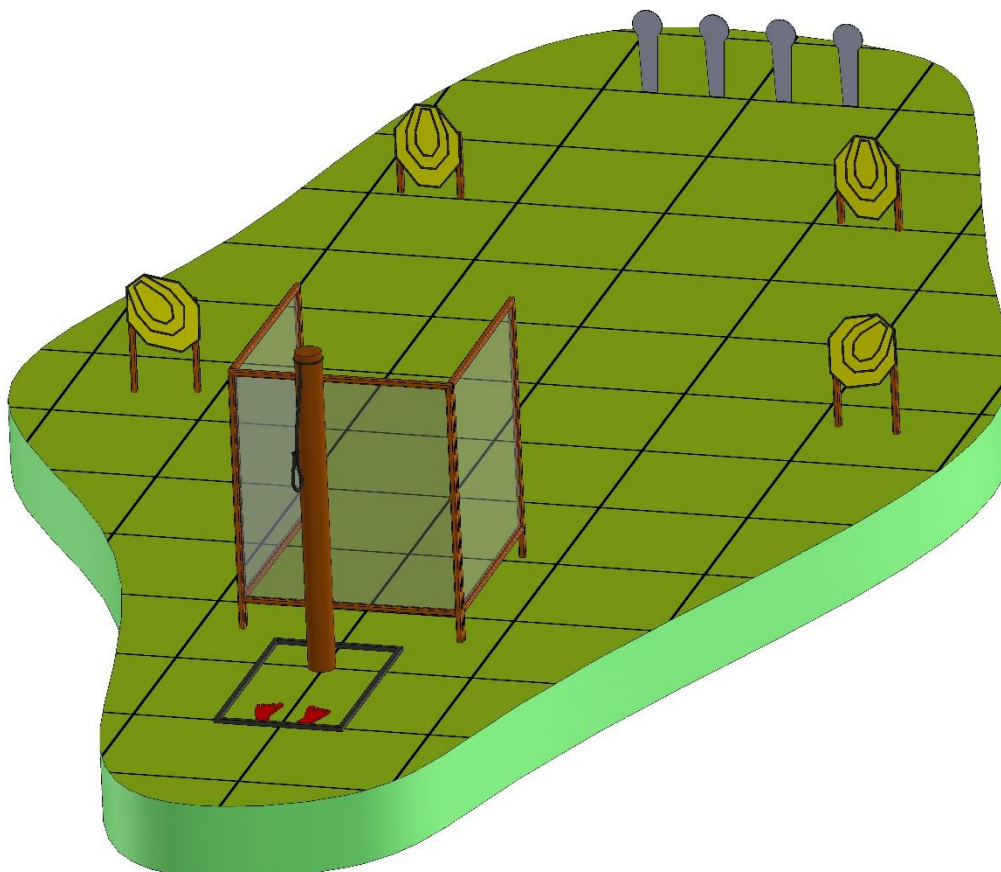
Stage Number:	8
Type :	Short course
Targets (type & number):	4 IPSC targets, 4 IPSC Mini Poppers, 2 No-Shoots
Rounds to be scored:	12
Start Position:	Standing, heels touching markers
Gun Condition:	Loaded and holstered
Time Starts:	Audible signal
Procedure:	At the start signal engage targets from within the designated area.

The scoring process will begin while a competitor is actually completing a course of fire, so every competitor could mention his delegate who will be entitled to accompany the official responsible for scoring in order to verify the scoring.



# 9

## Stage Information Sheet Zakończenie sezonu Grand Prix Level II 14-15.10.2016

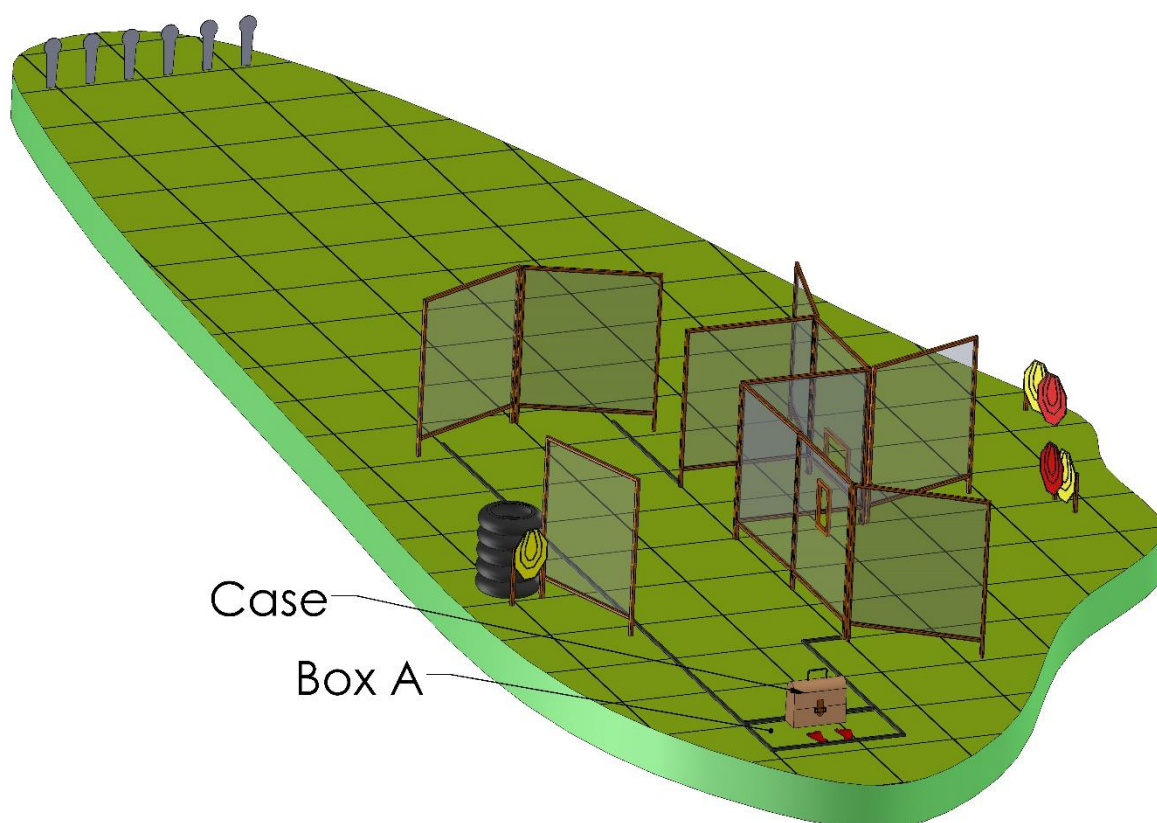


Stage Number:	9
Type :	Short course
Targets (type & number):	4 IPSC targets, 4 IPSC Mini Poppers
Rounds to be scored:	12
Start Position:	Standing, heels touching markers
Gun Condition:	Unloaded and holstered
Time Starts:	Audible signal
Procedure:	At the start signal engage targets from within the designated area.

The scoring process will begin while a competitor is actually completing a course of fire, so every competitor could mention his delegate who will be entitled to accompany the official responsible for scoring in order to verify the scoring.

# 10

## Stage Information Sheet Zakończenie sezonu Grand Prix Level II 14-15.10.2016

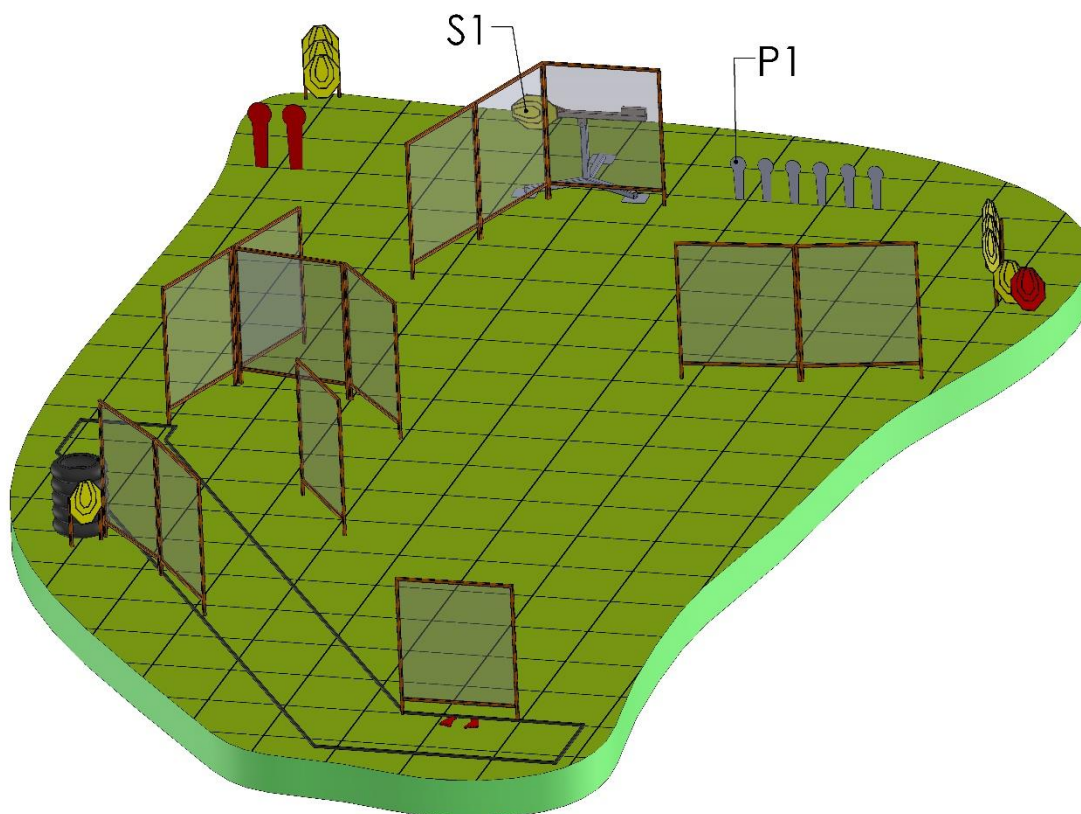


Stage Number:	10
Type :	Short course
Targets (type & number):	3 IPSC targets, 6 IPSC Mini Poppers, 2 No-Shoots
Rounds to be scored:	12
Start Position:	Standing, top of shoes touching markers, shooter keeps the case in the weak hand
Gun Condition:	Unloaded and holstered
Time Starts:	Audible signal
Procedure:	At the start signal engage targets from within the designated area. Outside Box A shooter has to keep case in weak hand.

The scoring process will begin while a competitor is actually completing a course of fire, so every competitor could mention his delegate who will be entitled to accompany the official responsible for scoring in order to verify the scoring.

# 11

## Stage Information Sheet Zakończenie sezonu Grand Prix Level II 14-15.10.2016



Stage Number:	11
Type :	Medium course
Targets (type & number):	9 IPSC targets, 6 IPSC Mini Poppers, 2 No-Shoots
Rounds to be scored:	24
Start Position:	Standing, heels touching markers
Gun Condition:	Loaded and holstered
Time Starts:	Audible signal
Procedure:	At the start signal engage targets from within the designated area. Popper P1 activate swinging target S1, which stays visible at rest.

The scoring process will begin while a competitor is actually completing a course of fire, so every competitor could mention his delegate who will be entitled to accompany the official responsible for scoring in order to verify the scoring.